

KEDIA ADVISORY



# DAILY BULLION REPORT

16 Nov 2023

- BULLDEX
- GOLD
- SILVER



Kedia Stocks & Commodities Research Pvt. Ltd.

Research Advisory | White Labelling | Digital Marketing



## BULDEX SNAPSHOT

Commodity	Expiry	Open	High	Low	Close	% Change
MCXBULLDEX	24-Nov-23	15841.00	15915.00	15820.00	15878.00	0.36
MCXBULLDEX	22-Dec-23	15900.00	15940.00	15888.00	15915.00	0.29

## BULLION SNAPSHOT

Commodity	Expiry	Open	High	Low	Close	% Change
GOLD	5-Dec-23	60166.00	60444.00	60015.00	60111.00	0.08
GOLD	5-Feb-24	60566.00	60864.00	60435.00	60557.00	0.20
GOLDMINI	5-Dec-23	59814.00	60400.00	59500.00	60120.00	0.06
GOLDMINI	5-Jan-24	60449.00	60671.00	60306.00	60405.00	0.11
SILVER	5-Dec-23	71794.00	72723.00	71721.00	72372.00	1.09
SILVER	5-Mar-24	73340.00	74298.00	73301.00	73925.00	1.02
SILVERMINI	30-Nov-23	71837.00	72729.00	71640.00	72399.00	-20.07
SILVERMINI	29-Feb-24	73350.00	74249.00	73269.00	73922.00	6.13

## OPEN INTEREST SNAPSHOT

Commodity	Expiry	% Change	% Oi Change	Oi Status
MCXBULLDEX	24-Nov-23	0.36	-15.69	Short Covering
MCXBULLDEX	22-Dec-23	0.29	5.88	Fresh Buying
GOLD	5-Dec-23	0.08	-6.06	Short Covering
GOLD	5-Feb-24	0.20	11.24	Fresh Buying
GOLDMINI	5-Dec-23	0.06	-2.44	Short Covering
GOLDMINI	5-Jan-24	0.11	3.36	Fresh Buying
SILVER	5-Dec-23	1.09	-1.77	Short Covering
SILVER	5-Mar-24	1.02	6.26	Fresh Buying
SILVERMINI	30-Nov-23	1.09	-20.07	Short Covering
SILVERMINI	29-Feb-24	0.99	6.13	Fresh Buying

## INTERNATIONAL BULLION SNAPSHOT

Commodity	Open	High	Low	Close	% Change
Gold \$	1962.59	1975.24	1955.47	1960.46	-0.15
Silver \$	23.07	23.62	23.03	23.45	1.55

## RATIOS

Ratio	Price	Ratio	Price	Ratio	Price
Gold / Silver Ratio	83.06	Silver / Crudeoil Ratio	11.27	Gold / Copper Ratio	84.43
Gold / Crudeoil Ratio	9.36	Silver / Copper Ratio	101.65	Crudeoil / Copper Ratio	9.02

## Important levels for Jewellery/Bullion Dealers



Booking Price for Sellers	Booking Price for Buyers
60421.00	59801.00
60631.00	59591.00



Booking Price for Sellers	Booking Price for Buyers
73092.00	71652.00
73852.00	70892.00



Booking Price for Sellers	Booking Price for Buyers
83.38	83.02
83.60	82.80




Booking Price for Sellers	Booking Price for Buyers
1972.50	1947.20
1985.40	1934.30



Booking Price for Sellers	Booking Price for Buyers
23.83	23.01
24.14	22.70

Click here for download Kedia Advisory **Special Research Reports**



**Technical Snapshot**



**SELL GOLD DEC @ 60200 SL 60400 TGT 60000-59850. MCX**

**Observations**

Gold trading range for the day is 59760-60620.

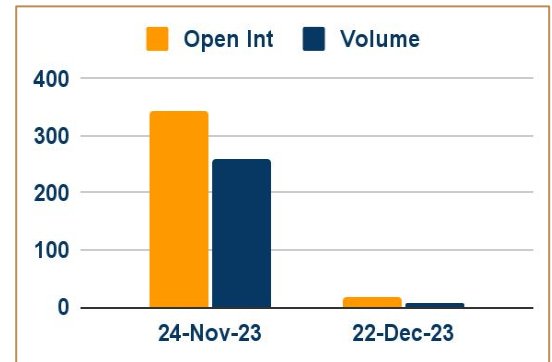
Gold prices held firm as slowing inflation in U.S. bolstered the view that Fed might be done with raising interest rates.

US Retail Sales contracted at a slower pace of 0.1% against a 0.3% estimate.

The US headline CPI rose at 3.2%, its slowest pace for two years.

Latest inflation figures have turned the tide in favor of keeping interest rates unchanged by the Fed in the range of 5.25-5.50%.

**OI & Volume**



**Spread**

GOLD FEB-DEC	446.00
GOLDMINI JAN-DEC	285.00

**Trading Levels**

Commodity	Expiry	Close	R2	R1	PP	S1	S2
GOLD	5-Dec-23	60111.00	60620.00	60365.00	60190.00	59935.00	59760.00
GOLD	5-Feb-24	60557.00	61050.00	60805.00	60620.00	60375.00	60190.00
GOLDMINI	5-Dec-23	60120.00	60905.00	60510.00	60005.00	59610.00	59105.00
GOLDMINI	5-Jan-24	60405.00	60825.00	60615.00	60460.00	60250.00	60095.00
Gold \$		1960.46	1983.77	1972.53	1964.00	1952.76	1944.23

Technical Snapshot



**SELL SILVER DEC @ 72800 SL 73500 TGT 72000-71500. MCX**

Observations

Silver trading range for the day is 71265-73275.

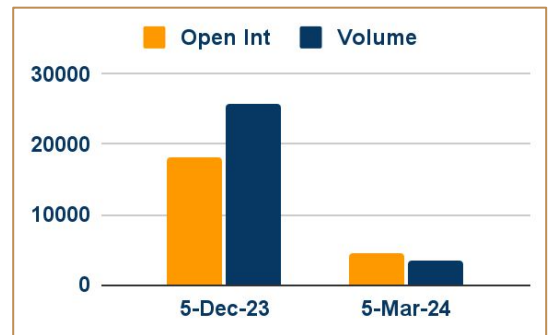
Silver gains after softer-than-expected U.S. CPI data

Producer prices in the country fell by 0.5% mom in October 2023, logging the steepest decline since April 2020

US retail sales decreased by 0.1% in the period, defying the consensus of a 0.3% drop and pointing to the economy's resilience.

Inflation data from the U.K., Germany and France added to recent signs of moderating price pressures.

OI & Volume



Spread

SILVER MAR-DEC	1553.00
SILVERMINI FEB-NOV	1523.00

Trading Levels

Commodity	Expiry	Close	R2	R1	PP	S1	S2
SILVER	5-Dec-23	72372.00	73275.00	72820.00	72270.00	71815.00	71265.00
SILVER	5-Mar-24	73925.00	74840.00	74380.00	73840.00	73380.00	72840.00
SILVERMINI	30-Nov-23	72399.00	73345.00	72870.00	72255.00	71780.00	71165.00
SILVERMINI	29-Feb-24	73922.00	74795.00	74360.00	73815.00	73380.00	72835.00
Silver \$		23.45	23.96	23.71	23.37	23.12	22.78

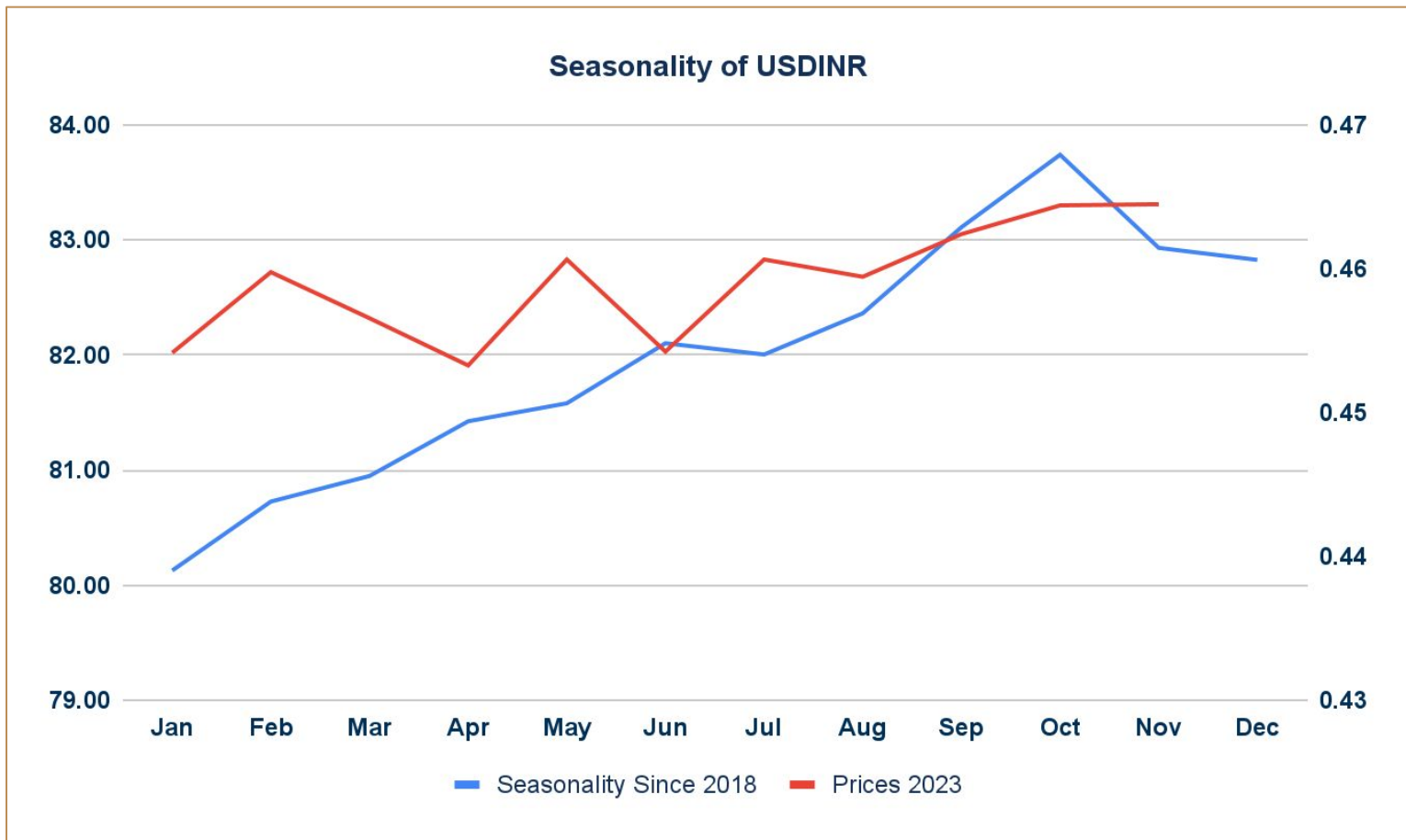
Gold prices held firm as data showing slowing inflation in the U.S. bolstered the view that the Federal Reserve might be done with raising interest rates. A substantial decline in the US consumer inflation in October indicates that the Federal Reserve will likely not raise interest rates further. Federal Reserve Chairman Jerome Powell commented that the central bank won't hesitate in tightening monetary policy further as a failure to control inflation would be their biggest mistake.

Asia Gold: Festivities lend small spark to India demand - Gold demand improved in India to a key festival, but early reports suggested purchases in the major hub were slightly lower compared with last year as higher prices put off some customers. But the slight pickup in demand allowed dealers to trim discounts to about \$4 an ounce over official domestic prices versus last week's \$9 discounts. As of end-October, China held 71.20 million fine troy ounces of gold, up from 70.46 million at end-September. In Japan, gold changed hands at anywhere between \$0.5 discounts and \$1 premiums. Bullion was sold at \$1.5-\$2.5 per ounce premiums in Hong Kong, and \$1.25-\$2.25 in Singapore.

China's Jan Sept gold consumption climbs over 7% on rising investment interest - China's gold consumption in the first three quarters of 2023 climbed 7.32% from a year earlier on increasing demand amid economic recovery, the China Gold Association said. Consumption of the precious metal in the world's largest consumer totaled 835.07 metric tons in the January-September period, with over 66%, or 552.04 tons, in gold jewellery, a rise of 5.72% year-on-year. The rising pace of consumption of gold jewellery slowed down in the third quarter as buyers preferred to take a watchful stance amid lingering high gold prices, according to the association. The People's Bank of China continued to buy gold in September for the eleventh month in a row, increasing its reserves to 2191.55 tons by the end of the third quarter.

China's gold imports via Hong Kong rebounded in August from the previous month, data showed on Tuesday, with the issuance of fresh quotas to local banks likely to boost shipments into the world's top gold consumer. Net imports stood at 39.023 metric tons in August, up 51.4% from the previous month, Hong Kong Census and Statistics Department data showed. That was still below the 68.227 tons reported a year earlier. Total gold imports via Hong Kong were up 49.6% on a monthly basis at 45.237 tons, but lower than 71.855 tons in August 2022. Official data showed that the People's Bank of China extended its streak of central bank gold purchases to a tenth straight month at end-August.






Date	Curr.	Data
Nov 13	EUR	EU Economic Forecasts
Nov 14	EUR	Flash Employment Change q/q
Nov 14	EUR	Flash GDP q/q
Nov 14	EUR	German ZEW Economic Sentiment
Nov 14	EUR	ZEW Economic Sentiment
Nov 14	USD	Core CPI m/m
Nov 14	USD	CPI m/m
Nov 14	USD	CPI y/y
Nov 15	EUR	German WPI m/m
Nov 15	EUR	French Final CPI m/m
Nov 15	EUR	Trade Balance
Nov 15	USD	Core PPI m/m
Nov 15	USD	Core Retail Sales m/m

Date	Curr.	Data
Nov 15	USD	Retail Sales m/m
Nov 15	USD	Business Inventories m/m
Nov 15	USD	Crude Oil Inventories
Nov 16	EUR	Italian Trade Balance
Nov 16	USD	Unemployment Claims
Nov 16	USD	Philly Fed Manufacturing Index
Nov 16	USD	Import Prices m/m
Nov 16	USD	Industrial Production m/m
Nov 16	USD	Capacity Utilization Rate
Nov 16	USD	NAHB Housing Market Index
Nov 16	USD	Natural Gas Storage
Nov 17	EUR	Final Core CPI y/y
Nov 17	EUR	Final CPI y/y





## DISCLAIMER

KEDIA ADVISORY

This Report is prepared and distributed by Kedia Stocks & Commodities Research Pvt Ltd. Our SEBI REGISTRATION NUMBER - INH000006156. for information purposes only. The recommendations, if any, made herein are expressions of views and/or opinions and should not be deemed or construed to be neither advice for the purpose of purchase or sale through KSCRPL nor any solicitation or offering of any investment /trading opportunity. These information/opinions/ views are not meant to serve as a professional investment guide for the readers. No action is solicited based upon the information provided herein. Recipients of this Report should rely on information/data arising out of their own investigations. Readers are advised to seek independent professional advice and arrive at an informed trading/investment decision before executing any trades or making any investments. This Report has been prepared on the basis of publicly available information, internally developed data and other sources believed by KSCRPL to be reliable. KSCRPL or its directors, employees, affiliates or representatives do not assume any responsibility for or warrant the accuracy, completeness, adequacy and reliability of such information/opinions/ views. While due care has been taken to ensure that the disclosures and opinions given are fair and reasonable, none of the directors, employees, affiliates or representatives of KSCRPL shall be liable for any direct, indirect, special, incidental, consequential, punitive or exemplary damages, including lost profits arising in any way whatsoever from the information/opinions/views contained in this Report. The possession, circulation and/or distribution of this Report may be restricted or regulated in certain jurisdictions by appropriate laws. No action has been or will be taken by KSCRPL in any jurisdiction (other than India), where any action for such purpose (s) is required. Accordingly, this Report shall not be possessed, circulated and/ or distributed in any such country or jurisdiction unless such action is in compliance with all applicable laws and regulations of such country or jurisdiction. KSCRPL requires such a recipient to inform himself about and to observe any restrictions at his own expense, without any liability to KSCRPL. Any dispute arising out of this Report shall be subject to the exclusive jurisdiction of the Courts in India.

**KEDIA ADVISORY**

**KEDIA STOCKS & COMMODITIES RESEARCH PVT LTD**

Mumbai, India

SEBI REGISTRATION NUMBER - INH000006156

For more details, please contact: +91 93234 06035 / 96195 51022

Email: [info@kediaadvisory.com](mailto:info@kediaadvisory.com)

Regd.Off.: 1, 2, 3 & 4, 1st Floor, Tulip Bldg, Flower Valley Complex, Khadakpada Circle,  
Kalyan-(W), Mumbai-421301